



ARIZONA DIAMONDBACKS

National League West



x1



x2
NL

1998
FRANCHISE WINS

84-78
2023 SEASON

2nd
DIVISION

#12
FARM SYSTEM RANK

Phoenix, AZ - Chase Field (48,405)
 Manager: Corey Lovullo (495-537, 8th Season)

2023: Lost World Series

“Playoff Cinderella” Ready to Dance Again

Heading into the postseason, nobody gave the Diamondbacks much of a chance. They finished the season with a relatively modest 84-78 record and they were the last team in the playoffs after losing four straight games to end the 162-game slate. After they knocked out the Brewers in the Wild Card round, they faced the 100-win divisional rival Los Angeles Dodgers in the NLDS. Not only did they defeat the Dodgers but they swept them right out of the postseason. They erased a 3-2 deficit in the NLCS against the Phillies before falling to the scorching hot Texas Rangers in the World Series. Their playoff run was remarkable, especially considering the D-Backs finished the year with a 32-39 record after the All Star break. Can Arizona repeat such a performance in 2024?

Batting

Corbin Carroll had a phenomenal Rookie of the Year campaign in 2023 and he almost single-handedly erased the Brewers from the postseason with a home run and an OPS of 1.810 between the two games. He slowed down a little bit in the World Series, but so too did the rest of the offense. Despite the postseason success, the offense as a whole was quite average and scored 4.6 runs per game which ranked 18th in the majors. **Ketel Marte** also had a great season and while his primary defensive position is second, he did play a few games in the outfield and one at short. **Gabriel Moreno** earned a Gold Glove at catcher all while batting .284 at just 23 years old and leading the majors in dWAR. **Christian Walker** also provided Gold Glove defense, earning his second straight award at first base. In those same two years he’s also clubbed 69 home runs, driven in 197 RBI, and drawn 131 walks.

Outside of Walker and Carroll, the Diamondbacks didn’t hit a lot of home runs but that could change this season with the additions of **Joc Pederson** and **Eugenio Suárez**. While Pederson has had only one season in the past four years with 20+ home runs, the good news is that it was just in 2022, a season in which he was also an All Star. Suarez has had three such seasons consecutively but he also led the American League in strikeouts in both 2022 and 2023. **Geraldo Perdomo** will play shortstop which will allow Suárez to continue to play third base, his preferred position. Perdomo’s offense came crashing back to earth after his All Star nomination and he finished with a below average OPS+ but he provides good defense and his 2023 campaign was still significantly better than his 2022 season that featured a .195 batting average. **Lourdes Gurriel Jr.** provided power with 24 home runs and 35 doubles and proved to be a key offseason acquisition prior to the 2023 season, making his first All Star appearance. **Alek Thomas** has great range in centerfield and is capable of making acrobatic catches when the need arises. He hit only nine home runs in the regular season but hit four long bombs in just 17 postseason games.

Pitching

The starting pitching duo of **Zac Gallen** and **Merrill Kelly** was one of the best one-two punches in the entire league. Gallen has now finished within the top five of NL Cy Young voting in each of the last two years and he tossed 210 innings and tallied 220 strikeouts in 2023. Kelly was also remarkably effective and in the postseason the Diamondbacks won three of his four starts and he pitched to just a 2.25 ERA in 24 innings. Gallen wasn’t quite as successful in October and the D-Backs actually lost four consecutive games when he started. Regardless, the dynamic duo looks to become a terrific trio with the addition of **Eduardo Rodríguez**. He struggled with injuries and inconsistencies in three years with the Tigers but he was quite sharp in 2023 and earned a 4-year, \$80 million contract. **Brandon Pfaadt** had a mostly forgettable regular season but had terrific back-to-back postseason games to close out the Dodgers and he pitched 5.2 scoreless innings with nine strikeouts in the D-Backs Game 3 win against Philadelphia. **Ryne Nelson** also got hit hard as a rookie and he needs to focus on limiting the home run.

A midseason trade with the Mariners for **Paul Sewald** proved instrumental to Arizona’s postseason success. He had 34 saves in the regular season, 13 of those in Arizona, and he picked up six consecutive saves over eight nearly perfect innings before hitting a rough patch in the World Series. **Kevin Ginkel** was superb as a set-up man with an ERA of just 2.48 over 65.1 innings. **Andrew Saalfrank** appeared in 10 games as a rookie and didn’t allow a single earned run. His perfect streak ended in the postseason but even then in 11 appearances he pitched to a 3.18 ERA, relying on the terrific Arizona defense to get the job done.

The Bottom Line

With the loaded Dodgers roster, it seems unlikely that any team will challenge them for the division title. However, like last year, the Diamondbacks will have the opportunity to play spoiler and they made several transactions in an effort to keep up in the arms race that is the NL West. The offense still has some questions. The Diamondbacks struck out the fourth-fewest of all MLB teams but will likely sacrifice plate discipline for more power in 2024. The pitching staff, and specifically the rotation, could be excellent despite a sub-par team ERA of 4.47 last season.

2024 Projection: 86-76, 2nd in NL West

Zac Gallen





Photo via AZ Snake Pit



2023 MLB Ranks
 RPG - 4.60 (18th)
 HITS - 1359 (17th)
 HR - 166 (22nd)
 ERA - 4.47 (20th)
 SO - 1351 (23rd)
 FD% - .990% (1st)

Gabriel Moreno




Photo via Wall State Journal

Projected Lineup		'23 AVG
7	Corbin Carroll	RF .285
4	Ketel Marte	2B .276
14	Gabriel Moreno	C .284
53	Christian Walker	1B .258
3	Joc Pederson	DH .235
12	Lourdes Gurriel Jr.	LF .261
28	Eugenio Suárez	3B .232
5	Alek Thomas	CF .230
2	Geraldo Perdomo	SS .246

Projected Rotation		'23 ERA
23	Zac Gallen	SP 3.47
29	Merrill Kelly	SP 3.29
57	Eduardo Rodriguez	SP 3.30
32	Brandon Pfaadt	SP 5.72
19	Ryne Nelson	SP 5.31
38	Paul Sewald	CL 3.12

PLAYER SPOTLIGHT

Corbin Carroll - OF



2023 Statistics

GP AVG OPS HR RBI
113 .254 .804 13 42

Corbin Carroll was the catalyst of an offense that was otherwise fairly average. You wouldn't know simply by watching him at the plate that he's still only 23 years old. He already has an uncanny ability to put the barrel on the ball with a 41.1% hard hit rate (MLB average: 39.0%) and he struck out less and walked more than the average hitter. Throw in his plus power and his remarkable speed and you get 25 home runs, 54 stolen bases, and an NL-leading 10 triples. He won the NL Rookie of the Year in a landslide and was fifth place in NL MVP voting. Carroll is a bona fide superstar.

PROSPECT TO WATCH

Drew Jones - OF

Drew is a notable prospect in part because of his famous, 10-time Gold Glove winning father Andruw Jones, but his game speaks for itself. He has the tools to be a skilled defender in the outfield and he features a bat that should wield some power. The word *should* is used here because, to this point, Drew has played only 29 games in a traditional minor league season and hasn't been able to fully unleash his talent. While injuries have perhaps set back his MLB debut by a year, the Diamondbacks remain bullish on the second overall pick in 2022. He's only 20 and he's just now starting his first full-fledged minor league season so it could still be a couple years before we see him don the Sedona red and teal, but he's a potential five-tool player.




Photo via AZ Snakepit

2024 Schedule

March/April 2024											
									COL 10:10	COL 9:40	COL 8:10
COL 4:10	NYG 9:40	NYG 9:40	NYG 9:40	NYG 3:40					ATL 7:20	ATL 7:20	ATL 8:10
ATL 1:35	COL 8:40	COL 8:40	COL 8:40	COL 3:10					STL 9:40	STL 8:10	STL 8:10
STL 4:10	CHC 9:40	CHC 9:40	CHC 9:40	CHC 3:40	SF 9:45	SF 10:15	SF 4:05				
SF 4:05	STL 7:45	STL 7:45	STL 7:45	STL 1:15				SEA 9:40	SEA 9:40		
SEA 4:10	LAD 9:40	LAD 9:40									

May 2024											
									LAD 9:40	SD 9:40	SD 8:10
SD 4:10									CIN 6:40	CIN 6:40	CIN 1:10
BAL 1:35	CIN 9:40	CIN 9:40	CIN 9:40	CIN 3:40					BAL 7:05	BAL 4:05	BAL 4:05
DET 4:10	LAD 10:10	LAD 10:10	LAD 10:10	LAD 10:10					DET 9:40	DET 8:10	DET 8:10
MIA 4:10									MIA 9:40	MIA 10:10	MIA 10:10
									TEX 8:05	TEX 2:35	NYM 7:10
									NYM 7:10		

June 2024											
											NYM 4:10
NYM 1:40	SF 9:40	SF 9:40	SF 9:40	SF 3:40	SD 9:40	SD 9:40	SD 8:40				
SD 4:10									LAA 9:40	LAA 9:40	LAA 10:10
CWS 4:10									WSH 6:45	WSH 4:05	WSH 1:05
PHI 1:35									PHI 6:40	PHI 4:05	PHI 4:05
OAK 4:10									MIN 9:40	MIN 9:40	MIN 3:40
									OAK 9:40	OAK 4:10	OAK 4:10

July 2024											
SD 4:10	ATL 9:40	ATL 9:40	ATL 9:40	ATL 9:40	ATL 9:40	TOR 9:40	TOR 10:10				
TOR 4:10											
CHC 2:20	KC 8:10	KC 8:10	KC 8:10								
PIT 4:10	WSH 9:40	WSH 9:40	WSH 3:40								

August 2024											
PIT 1:35	CLE 6:40	CLE 6:40	CLE 6:40	CLE 1:10	PHI 9:40	PHI 9:40	PHI 8:10				
PHI 4:10	COL 9:40	COL 9:40	COL 9:40	COL 3:40							
TB 1:40	MIA 6:40	MIA 6:40	MIA 6:40								
BOS 1:35											

September 2024											
LAD 4:10	LAD 9:40	SF 9:45	SF 9:45	SF 3:45	HOU 8:10	HOU 4:10					
HOU 2:10											
MIL 4:10	COL 8:40	COL 8:40	COL 8:40	COL 3:10	MIL 7:40	MIL 8:10	MIL 7:10				
MIL 2:10	SF 9:40	SF 9:40	SF 9:40								
SD 3:10											

HOME

AWAY